



## Brickell on the River

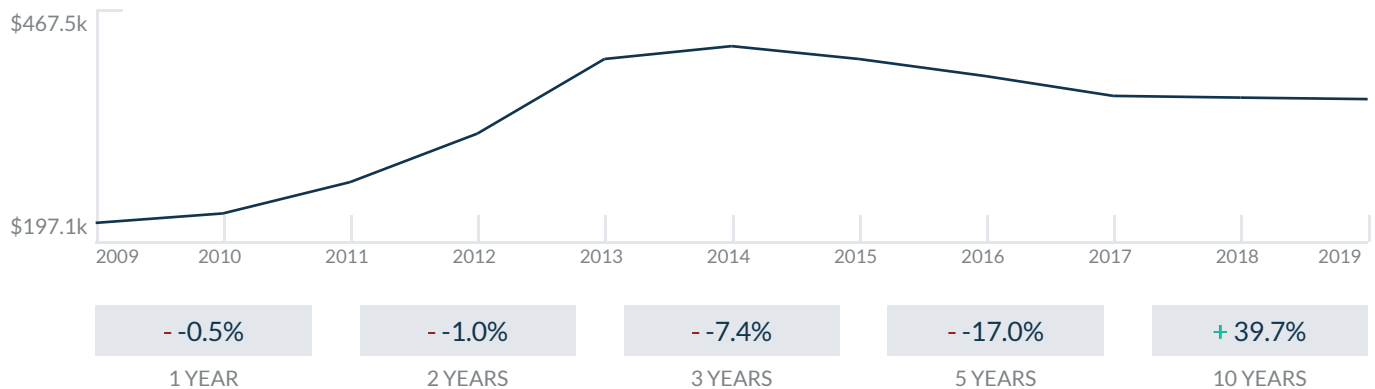
31 SE 5th ST  
Miami, FL 33131

Every month we compile this comprehensive market report focus on Brickell on the River in this convenient and easy to read format. Our datas comes from more than six different sources including MLS Associations, County Offices and Financial Institutions. Get this report for free every month on our website [brickellontherivercondosforsale.com](http://brickellontherivercondosforsale.com).

### Property Stats

POSTAL CODE 33131

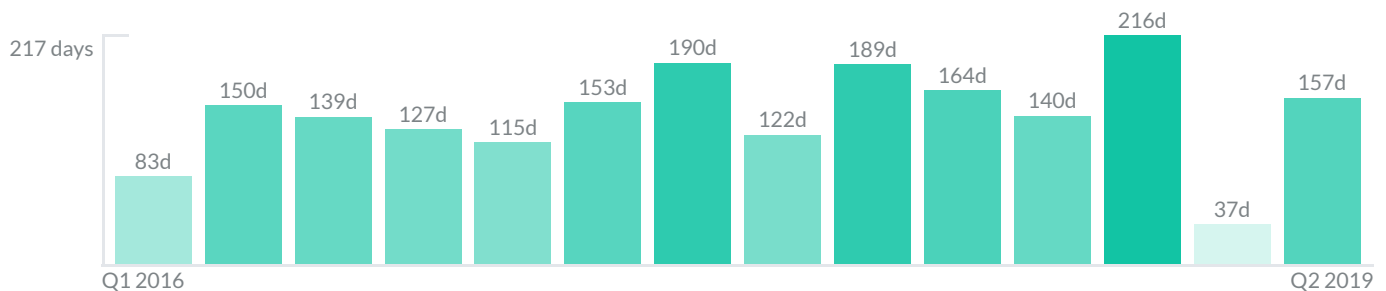
The property stats graph represents the median price evolution since ten years in your postal code area.



### Similar Properties

DAYS ON THE MARKET

Everyday 3 months we monitor how many days it takes for similar properties to be sold. This is also a good indicator to know when to buy or sale!



# Mortgage Rates

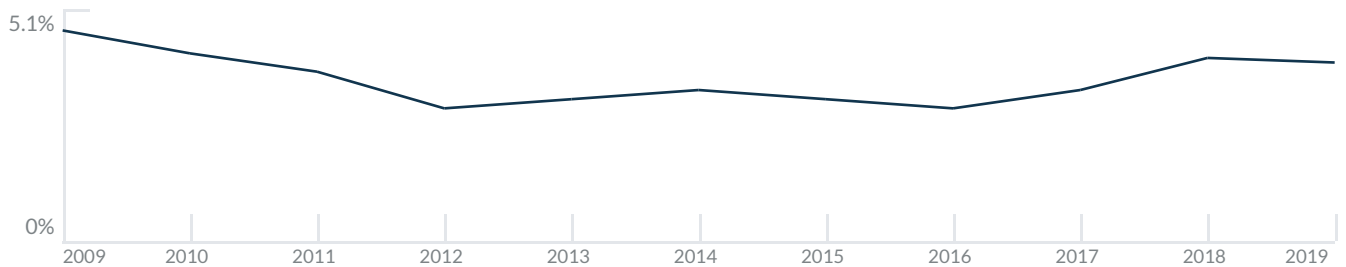
PER YEAR

Understanding mortgage economics is important when you want to buy with a loan. Below is the historical yearly average mortgage rates in the Unites States retrieved from Freddie Mac©

30 YEARS FIXED 4.4%



15 YEARS FIXED 3.9%



5/1-YEAR ADJUSTABLE 3.9%



# Schools

CLOSEST

Having good schools nearby is important if you have kids or plan to rent or sell your home. Ratings are retrieved from the leading independent and nonprofit GreatSchools©

<p>ELEMENTARY SCHOOL</p> <p>Alpha Charter Of Aspire Eng</p> <p><b>1/10</b></p>	<p>MIDDLE SCHOOL</p> <p>Genio Maria De Hostos Youth Leadership Charter School</p> <p><b>1/10</b></p>	<p>HIGH SCHOOL</p> <p>World School Of The Arts</p> <p><b>10/10</b></p>
--	--	--

# Insights

IN BRICKELL ON THE RIVER

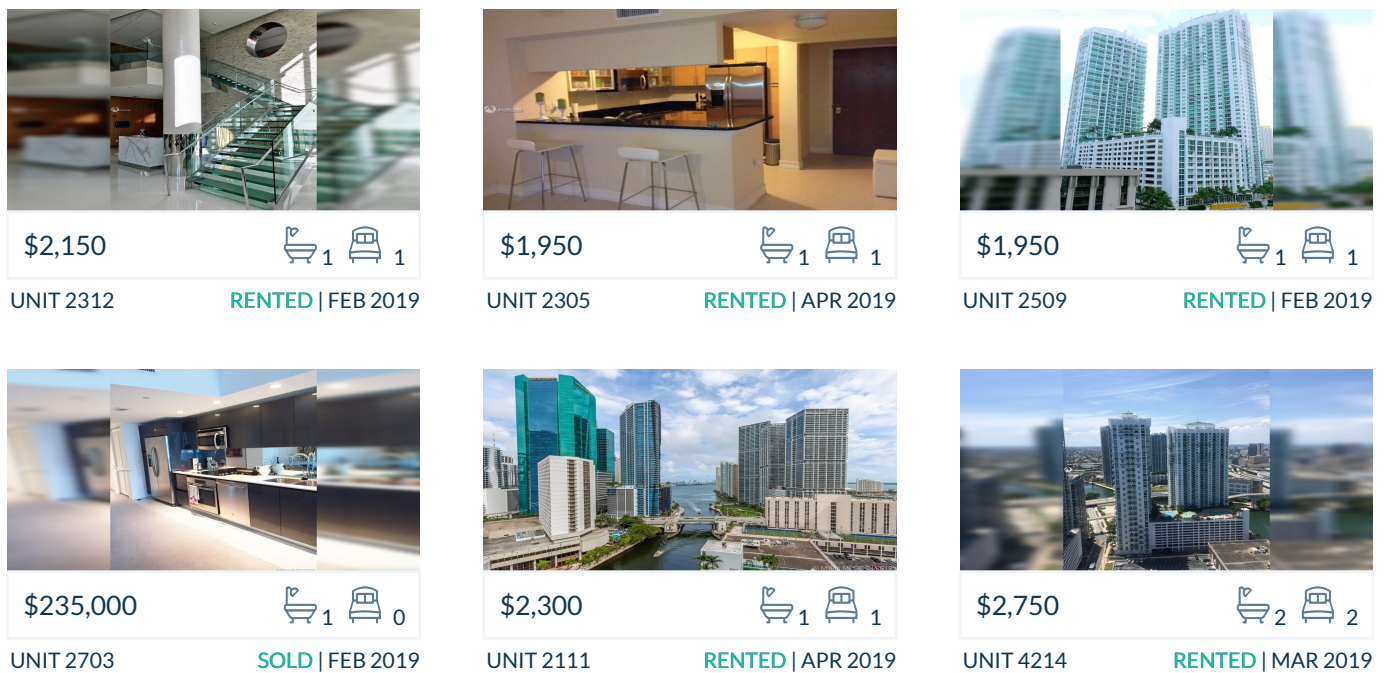
Below the average listing prices of available unit per property type.



# Activity

SOLD OR RENTED

Below the latest transactions reported by the local MLS Association for Brickell on the River



## Sold

LAST 20 PROPERTIES SOLD IN BRICKELL ON THE RIVER

Unit	Price	Beds/Baths	\$/Sqft	Sqft	Buying Date	Days on Market
2705	\$295,000	1/1	\$389.7	757	Apr 2019	157
3614	\$378,880	2/2	\$358.1	1,058	Mar 2019	70
N/A	\$300,000	0/0	\$161.3	1,860	Feb 2019	29
2905	\$249,900	1/1	\$330.1	757	Feb 2019	46
606	\$250,000	1/1	\$352.1	710	Jan 2019	2
1707	\$449,000	2/2	\$297.4	1,510	Jan 2019	58
2106	\$278,500	1/1	\$392.3	710	Jan 2019	14
1509	\$214,900	1/1	\$277.3	775	Dec 2018	163
2708	\$335,000	2/2	\$397.9	842	Dec 2018	64
1703	\$215,000	1/1	\$390.2	551	Dec 2018	640
1014	\$290,000	1/1	\$293.8	987	Dec 2018	112
2406	\$299,000	1/1	\$283.1	1,056	Nov 2018	215
1611	\$349,000	2/2	\$312.4	1,117	Nov 2018	67
3010	\$398,500	2/2	\$359.0	1,110	Nov 2018	144
706	\$259,900	1/1	\$329.0	790	Nov 2018	462
1307	\$420,000	2/2	\$278.1	1,510	Nov 2018	169
702	\$353,000	2/2	\$347.4	1,016	Oct 2018	239
401	\$379,000	2/2	\$339.3	1,117	Oct 2018	103
2109	\$440,000	2/2	\$291.4	1,510	Sep 2018	153
1415	\$299,000	1/1	\$314.1	952	Aug 2018	93

## Rented

LAST 20 PROPERTIES RENTED IN BRICKELL ON THE RIVER

Unit	Price	Beds/Baths	\$/Sqft	Sqft	Rented Date	Days on Market
2111	\$2,300	1/1	\$2.3	981	Apr 2019	12
4214	\$2,750	2/2	\$2.6	1,057	Apr 2019	27
1802	\$2,675	2/2	\$2.1	1,289	Apr 2019	80
1506	\$1,950	1/1	\$2.7	710	Apr 2019	35
1902	\$2,250	2/2	\$1.8	1,235	Apr 2019	105
2005	\$2,300	1/1	\$2.3	981	Apr 2019	15
2206	\$1,850	1/1	\$2.6	710	Apr 2019	43
2205	\$1,900	1/1	\$2.5	757	Apr 2019	4
1411	\$2,550	2/2	\$2.3	1,117	Apr 2019	17
310	\$2,450	2/2	\$1.7	1,441	Apr 2019	105
3	\$1,150	2/1	\$1.6	700	Apr 2019	44
404	\$1,800	1/1	\$2.3	790	Apr 2019	5
1707	\$2,450	2/2	\$2.3	1,086	Mar 2019	196
2102	\$2,450	2/2	\$2.2	1,110	Mar 2019	24
1201	\$2,500	2/2	\$2.2	1,116	Mar 2019	164
1803	\$1,650	0/1	\$3.0	551	Mar 2019	37
317	\$2,550	2/2	\$2.0	1,267	Mar 2019	104
2701	\$2,650	2/2	\$2.4	1,116	Mar 2019	176
2114	\$2,050	1/1	\$2.1	987	Mar 2019	141
1407	\$2,000	1/1	\$2.6	757	Mar 2019	99

## Currently Listed

---

ACTIVE LISTINGS 1/7

Unit	Price	Beds/Baths	\$/Sqft	Sqft	Listing Date	Owner
203	\$295,000	1/1	\$380.6	775	Jan 2017	DAMIAN GAV...
302	\$429,900	2/2	N/A	N/A	Jan 2019	N/A
307	\$399,000	2/2	\$367.4	1086	Apr 2017	N/A
317	\$364,000	2/2	\$287.3	1267	Jun 2017	ABDULKADIR...
401	\$345,000	2/2	\$272.3	1267	Mar 2019	N/A
512	\$290,000	1/1	\$274.1	1058	Jul 2018	N/A
514	\$2,200/mth	1/1	\$2.2	987	Apr 2019	N/A
603	\$290,000	1/1	\$374.2	775	Apr 2017	APOLONIO T...
717	\$379,900	2/2	\$299.8	1267	Feb 2019	N/A
802	\$385,000	2/2	\$378.9	1016	Oct 2018	N/A
806	\$330,000	1/2	\$387.3	852	Jan 2018	N/A
807	\$355,000	1/1	\$469.0	757	Feb 2019	N/A
817	\$2,450/mth	2/2	\$1.9	1267	Mar 2019	N/A
901	\$349,500	2/2	\$312.9	1117	Apr 2018	JOSE M GARC...
904	\$294,900	1/1	\$373.3	790	Sep 2018	N/A
909	\$395,900	2/2	\$262.2	1510	Mar 2019	N/A
909	\$2,750/mth	2/2	\$1.8	1510	May 2019	N/A
911	\$2,000/mth	1/1	\$2.0	981	May 2019	N/A
912	\$2,100/mth	1/1	\$2.0	1058	Apr 2019	N/A
917	\$2,690/mth	2/2	\$2.1	1267	May 2019	N/A

## Currently Listed

---

ACTIVE LISTINGS 2/7

Unit	Price	Beds/Baths	\$/Sqft	Sqft	Listing Date	Owner
1001	\$379,000	2/2	\$339.6	1116	Mar 2019	N/A
1002	\$2,300/mth	1/1	\$2.5	917	Aug 2018	LUDNER MAL...
1002	\$330,000	2/2	\$324.8	1016	Feb 2019	N/A
1003	\$2,100/mth	1/1	\$2.2	952	May 2019	N/A
1006	\$249,000	1/1	\$350.7	710	Jan 2017	N/A
1008	\$430,000	2/2	\$306.7	1402	Jun 2018	GADIR II REAL...
1017	\$440,000	2/2	\$347.3	1267	Oct 2015	N/A
1101	\$2,850/mth	2/2	\$2.2	1267	Apr 2019	N/A
1104	\$400,000	2/2	\$380.6	1051	Jan 2018	N/A
1107	\$261,000	1/1	\$344.8	757	Mar 2019	N/A
1108	\$339,000	2/2	\$402.6	842	Feb 2019	N/A
1111	\$2,300/mth	1/1	\$2.3	981	Jan 2019	N/A
1204	\$310,000	1/1	\$431.2	719	May 2017	N/A
1205	\$350,000	1/1	\$356.8	981	Jul 2018	MARKO JOCIC
1208	\$380,000	2/2	\$361.6	1051	Oct 2018	N/A
1208	\$2,700/mth	2/2	\$2.6	1051	Apr 2019	N/A
1210	\$2,700/mth	2/2	\$2.4	1110	Feb 2019	N/A
1211	\$350,000	2/2	\$313.3	1117	Dec 2018	N/A
1214	\$289,000	1/1	\$292.8	987	Nov 2018	N/A
1217	\$2,485/mth	2/2	N/A	N/A	Mar 2019	N/A

## Currently Listed

---

ACTIVE LISTINGS 3/7

Unit	Price	Beds/Baths	\$/Sqft	Sqft	Listing Date	Owner
1310	\$435,000	2/2	\$301.9	1441	Feb 2019	N/A
1401	\$475,000	2/2	\$374.9	1267	Apr 2016	N/A
1402	\$345,000	2/2	\$339.6	1016	Oct 2018	N/A
1406	\$299,950	1/1	\$284.0	1056	Jan 2019	N/A
1412	\$299,000	1/1	\$282.6	1058	Oct 2018	N/A
1504	\$2,100/mth	1/1	\$2.1	987	May 2019	N/A
1505	\$280,000	1/1	\$369.9	757	Dec 2017	MIGUEL G &...
1506	\$259,995	1/1	\$324.2	802	Jan 2019	N/A
1507	\$499,000	2/2	\$330.5	1510	Jan 2018	STEPHAN P W...
1510	\$475,000	2/2	\$329.6	1441	Oct 2018	N/A
1515	\$309,900	1/1	\$325.5	952	Apr 2019	N/A
1601	\$520,000	2/2	\$410.4	1267	Jan 2018	JUAN PEDRO...
1601	\$2,800/mth	2/2	\$2.5	1117	Mar 2019	N/A
1603	\$280,000	0/1	\$508.2	551	Jan 2018	N/A
1603	\$1,660/mth	0/1	\$3.0	551	Jan 2019	N/A
1607	\$440,000	2/2	\$368.2	1195	Jul 2016	KAZIM RECAI...
1610	\$472,000	2/2	\$327.6	1441	Feb 2019	N/A
1610	\$3,000/mth	2/2	\$2.1	1441	Apr 2019	N/A
1701	\$375,000	2/2	\$336.0	1116	Jul 2018	N/A
1703	\$2,000/mth	1/1	\$2.6	775	May 2019	N/A



## Currently Listed

---

ACTIVE LISTINGS 4/7

Unit	Price	Beds/Baths	\$/Sqft	Sqft	Listing Date	Owner
1704	\$269,900	1/1	\$375.4	719	Feb 2019	N/A
1704	\$2,100/mth	1/1	\$2.1	987	May 2019	N/A
1707	\$459,900	2/2	\$304.6	1510	Jan 2019	N/A
1707	\$2,900/mth	2/2	\$1.9	1510	Mar 2019	N/A
1708	\$385,000	2/2	N/A	N/A	Jan 2018	N/A
1710	\$395,000	2/2	\$355.9	1110	Jan 2018	N/A
1710	\$2,600/mth	2/2	\$2.3	1110	Apr 2019	N/A
1717	\$420,000	2/2	\$331.5	1267	May 2017	N/A
1801	\$419,000	2/2	\$330.7	1267	Jul 2018	N/A
1802	\$460,000	2/2	\$356.9	1289	Jan 2019	N/A
1803	\$310,000	1/1	\$400.0	775	Jul 2018	EWER AGUIAR
1803	\$230,000	0/1	\$417.4	551	Aug 2018	N/A
1807	\$449,000	2/2	\$413.4	1086	Mar 2019	N/A
1817	\$420,000	2/2	\$331.5	1267	Aug 2016	ANTONIO LO...
1902	\$3,000/mth	2/2	\$2.7	1110	Apr 2019	N/A
1903	\$2,300/mth	1/1	\$2.4	952	Mar 2019	N/A
1904	\$299,000	1/1	\$415.9	719	Dec 2018	N/A
1908	\$440,000	2/2	\$313.8	1402	Mar 2019	N/A
1908	\$2,800/mth	2/2	\$2.7	1051	Apr 2019	N/A
1910	\$2,700/mth	2/2	\$1.9	1441	Mar 2019	N/A

## Currently Listed

---

ACTIVE LISTINGS 5/7

Unit	Price	Beds/Baths	\$/Sqft	Sqft	Listing Date	Owner
2004	\$369,000	2/2	\$351.1	1051	Feb 2018	ROSE MARY P...
2004	\$3,000/mth	2/2	\$2.9	1051	Nov 2018	N/A
2007	\$454,000	2/2	\$300.7	1510	Jan 2019	N/A
2007	\$3,200/mth	2/2	\$2.1	1510	Mar 2019	N/A
2008	\$390,000	2/2	\$463.2	842	Jul 2018	N/A
2017	\$410,000	2/2	\$323.6	1267	Feb 2019	N/A
2101	\$392,000	2/2	\$351.3	1116	Dec 2018	N/A
2104	\$2,800/mth	2/2	\$2.7	1051	Mar 2019	N/A
2105	\$360,000	1/1	\$367.0	981	Jun 2018	N/A
2105	\$235,000	0/1	\$431.2	545	Oct 2018	N/A
2108	\$380,000	2/2	\$361.6	1051	Feb 2019	N/A
2207	\$460,000	2/2	\$423.6	1086	Oct 2018	N/A
2210	\$445,000	2/2	\$308.8	1441	Oct 2018	N/A
2306	\$269,900	2/1	\$341.6	790	Jan 2019	N/A
2408	\$395,000	2/2	\$413.6	955	Nov 2017	BRUNO MAR...
2409	\$485,000	2/2	\$321.2	1510	Apr 2019	N/A
2415	\$326,000	1/1	\$342.4	952	Jan 2019	N/A
2501	\$400,000	2/2	\$358.1	1117	Jan 2018	N/A
2504	\$298,000	1/1	\$414.5	719	May 2018	N/A
2507	\$391,000	2/2	\$360.0	1086	Mar 2019	N/A

## Currently Listed

---

ACTIVE LISTINGS 6/7

Unit	Price	Beds/Baths	\$/Sqft	Sqft	Listing Date	Owner
2508	\$2,800/mth	2/2	\$3.3	842	Oct 2018	N/A
2508	\$400,000	2/2	\$475.1	842	Oct 2018	N/A
2508	\$385,000	2/2	\$366.3	1051	Apr 2019	N/A
2511	\$415,000	2/2	\$371.5	1117	Jan 2019	N/A
2511	\$2,700/mth	2/2	\$2.4	1117	Mar 2019	N/A
2601	\$410,000	2/2	\$367.1	1117	Nov 2018	N/A
2604	\$375,000	1/2	\$440.1	852	Jul 2017	N/A
2701	\$490,000	2/2	\$439.1	1116	Aug 2018	N/A
2706	\$299,900	1/1	\$417.1	719	Sep 2018	N/A
2808	\$430,000	2/2	\$409.1	1051	Aug 2017	N/A
2810	\$430,000	2/2	\$387.4	1110	Apr 2016	N/A
2911	\$2,650/mth	2/2	\$2.4	1117	Jan 2019	N/A
3105	\$320,000	1/1	\$422.7	757	May 2019	N/A
3202	\$485,000	2/2	\$436.9	1110	Mar 2019	N/A
3207	\$289,000	1/1	\$381.8	757	Mar 2019	N/A
3207	\$2,000/mth	1/1	\$2.6	757	Mar 2019	N/A
3301	\$450,000	2/2	\$402.9	1117	Apr 2016	N/A
3421	\$3,600/mth	3/2	\$2.4	1513	Dec 2018	N/A
3519	\$3,100/mth	2/2	\$2.7	1157	Apr 2019	N/A
3617	\$369,000	2/2	\$318.9	1157	Apr 2019	N/A

## Currently Listed

---

ACTIVE LISTINGS 7/7

Unit	Price	Beds/Baths	\$/Sqft	Sqft	Listing Date	Owner
3721	\$565,000	3/2	\$373.4	1513	Feb 2019	N/A
3818	\$539,000	3/2	\$379.8	1419	Jan 2019	N/A
3819	\$370,000	2/2	\$319.8	1157	Feb 2019	N/A
3912	\$690,000	3/2	\$486.3	1419	Mar 2019	N/A
3921	\$569,000	3/2	\$376.1	1513	Oct 2018	N/A
4116	\$593,000	2/2	\$444.2	1335	May 2019	N/A
4118	\$3,200/mth	3/2	\$2.3	1419	Mar 2018	GRETCHEN J...
4118	\$544,498	3/2	\$383.7	1419	Aug 2018	GRETCHEN J...
4121	\$3,400/mth	3/2	\$2.2	1513	Apr 2019	N/A
4212	\$735,000	3/2	\$518.0	1419	Mar 2018	N/A
4217	\$420,000	2/2	\$363.0	1157	Oct 2018	N/A
4218	\$3,450/mth	3/2	\$2.4	1419	May 2019	N/A
4315	\$575,000	3/2	\$380.0	1513	Jan 2019	N/A
4318	\$3,700/mth	2/2	\$2.6	1419	Jun 2018	N/A
4321	\$579,900	3/2	\$383.3	1513	May 2019	N/A