



Brickell on the River

31 SE 5th ST
Miami, FL 33131

Every month we compile this comprehensive market report focus on Brickell on the River in this convenient and easy to read format. Our datas comes from more than six different sources including MLS Associations, County Offices and Financial Institutions. Get this report for free every month on our website brickellontherivercondosforsale.com.

Property Stats

POSTAL CODE 33131

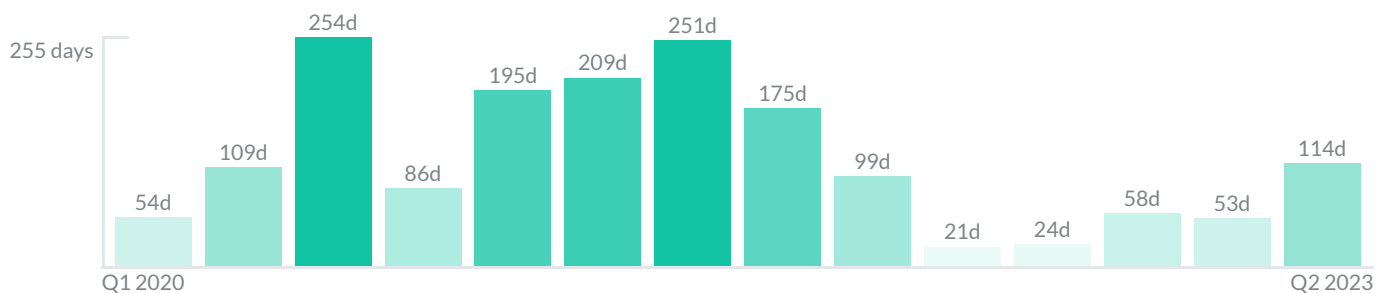
The property stats graph represents the median price evolution since ten years in your postal code area.



Similar Properties

DAYS ON THE MARKET

Everyday 3 months we monitor how many days it takes for similar properties to be sold. This is also a good indicator to know when to buy or sale!

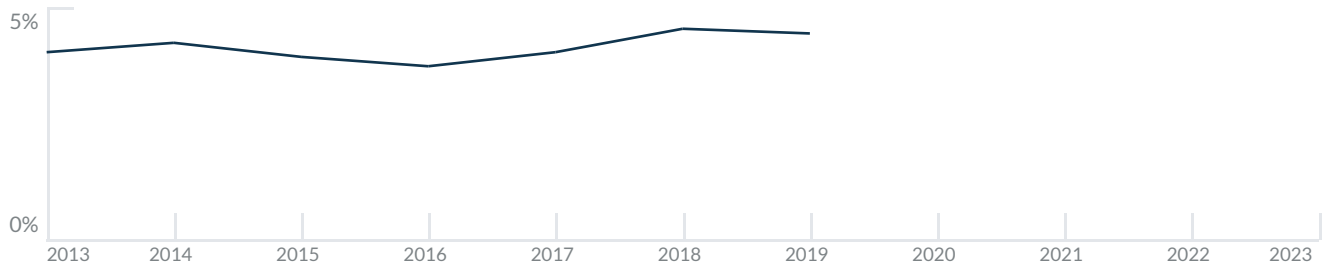


Mortgage Rates

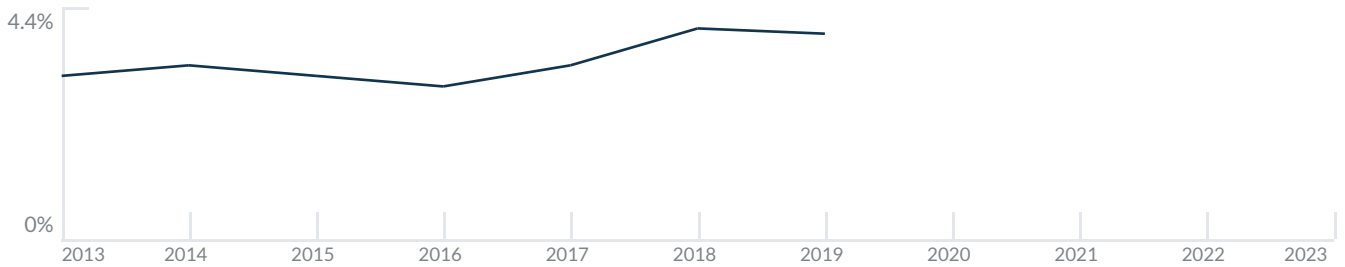
PER YEAR

Understanding mortgage economics is important when you want to buy with a loan. Below is the historical yearly average mortgage rates in the Unites States retrieved from Freddie Mac©

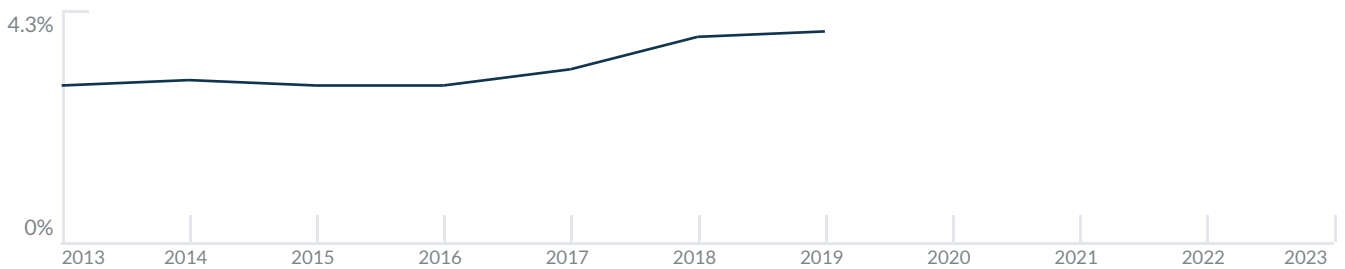
30 YEARS FIXED 4.4%



15 YEARS FIXED 3.9%



5/1-YEAR ADJUSTABLE 3.9%



Schools

CLOSEST

Having good schools nearby is important if you have kids or plan to rent or sell your home. Ratings are retrieved from the leading independent and nonprofit GreatSchools©

ELEMENTARY SCHOOL	MIDDLE SCHOOL	HIGH SCHOOL
Alpha Charter Of Aspire Engenio Maria De Hostos Youth Leadership Charter School	World School Of The Arts	
1/10	1/10	10/10

Insights

IN BRICKELL ON THE RIVER

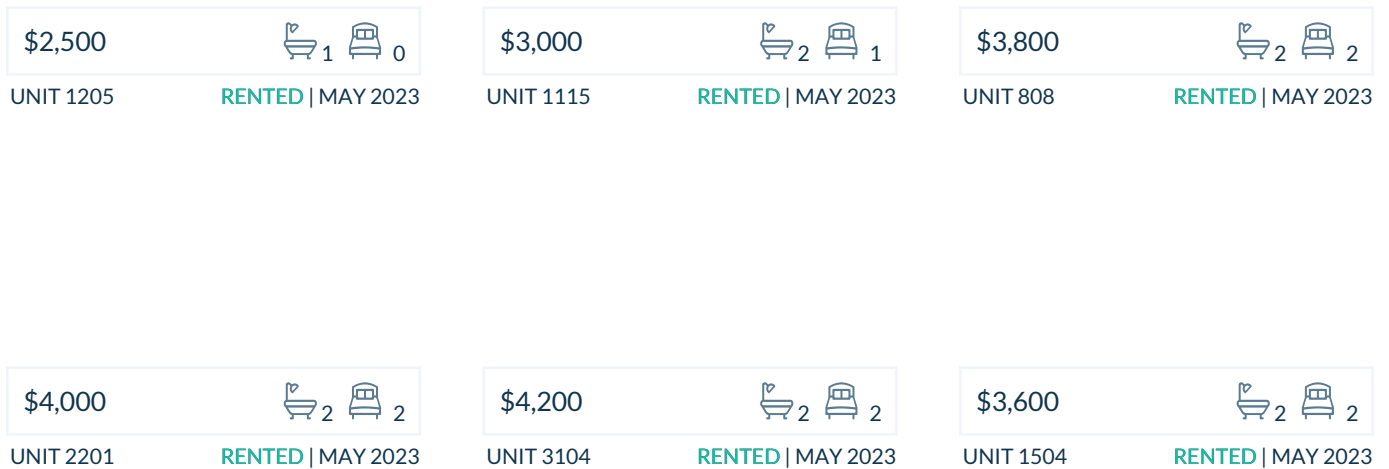
Below the average listing prices of available unit per property type.



Activity

SOLD OR RENTED

Below the latest transactions reported by the local MLS Association for Brickell on the River



Sold

LAST 20 PROPERTIES SOLD IN BRICKELL ON THE RIVER

Unit	Price	Beds/Baths	\$/Sqft	Sqft	Buying Date	Days on Market
1317	\$724,000	2/2	\$571.4	1,267	May 2023	74
1805	\$460,000	1/1	\$607.7	757	Apr 2023	25
512	\$489,000	1/2	\$462.2	1,058	Apr 2023	316
2114	\$470,000	1/2	\$476.2	987	Apr 2023	64
308	\$600,000	2/2	\$428.0	1,402	Apr 2023	152
1011	\$550,000	2/2	\$492.4	1,117	Apr 2023	221
1302	\$750,000	2/2	\$581.8	1,289	Apr 2023	31
506	\$475,900	1/2	\$450.7	1,056	Apr 2023	6
807	\$560,000	2/2	\$515.7	1,086	Apr 2023	202
310	\$775,000	2/2	\$537.8	1,441	Apr 2023	46
3002	\$650,000	2/2	\$585.6	1,110	Mar 2023	26
2906	\$520,000	1/2	\$576.5	902	Mar 2023	181
1904	\$480,000	1/2	\$486.3	987	Feb 2023	13
1010	\$635,000	2/2	\$440.7	1,441	Feb 2023	43
811	\$455,000	1/2	\$463.8	981	Jan 2023	63
2606	\$430,000	1/2	\$605.6	710	Jan 2023	23
806	\$460,000	1/2	\$435.6	1,056	Jan 2023	21
312	\$435,000	1/2	\$411.2	1,058	Dec 2022	116
2506	\$410,000	1/2	\$577.5	710	Dec 2022	35
2003	\$334,900	0/1	\$607.8	551	Nov 2022	127

Rented

LAST 20 PROPERTIES RENTED IN BRICKELL ON THE RIVER

Unit	Price	Beds/Baths	\$/Sqft	Sqft	Rented Date	Days on Market
1205	\$2,500	0/1	\$4.6	545	May 2023	108
1115	\$3,000	1/2	\$3.2	952	May 2023	34
808	\$3,800	2/2	\$2.7	1,402	May 2023	79
2201	\$4,000	2/2	\$3.6	1,117	May 2023	56
3104	\$4,200	2/2	\$4.0	1,051	May 2023	42
1504	\$3,600	2/2	\$3.4	1,051	May 2023	9
611	\$3,500	2/2	\$3.1	1,117	May 2023	83
1403	\$2,850	1/1	\$3.7	775	May 2023	78
2108	\$3,500	2/2	\$4.2	842	May 2023	22
2710	\$4,000	2/2	\$3.6	1,110	May 2023	161
2102	\$3,775	2/2	\$3.7	1,016	May 2023	83
2305	\$3,000	1/1	\$4.0	757	Apr 2023	15
2111	\$3,700	2/2	\$3.3	1,117	Apr 2023	86
604	\$2,900	1/2	\$2.9	987	Apr 2023	51
1801	\$3,600	2/2	\$3.2	1,117	Apr 2023	10
3817	\$3,800	2/2	\$3.3	1,157	Apr 2023	47
1507	\$2,800	1/1	\$3.7	757	Apr 2023	26
2606	\$3,500	1/2	\$4.9	710	Apr 2023	18
404	\$2,650	1/2	\$3.7	719	Mar 2023	66
2808	\$3,900	2/2	\$3.7	1,051	Mar 2023	45

Currently Listed

ACTIVE LISTINGS 1/8

Unit	Price	Beds/Baths	\$/Sqft	Sqft	Listing Date	Owner
CU-501	\$1,800	0/0	N/A	N/A	Feb 2023	CARMELO DE...
CU-502	\$3,500	0/0	N/A	N/A	May 2023	CESAR CASAL...
PH24...	\$5,950/mth	3/2	\$4.1	1441	May 2023	DAVIDE DE P...
303	\$475,000	1/1	\$612.9	775	Dec 2022	JUAN M DE A...
303	\$470,000	1/1	\$606.5	775	May 2023	JUAN M DE A...
304	\$2,800/mth	1/2	\$2.8	987	Apr 2023	
304	\$3,000/mth	1/2	\$4.2	719	May 2023	N/A
310	\$5,500/mth	2/2	\$3.8	1441	Jan 2023	OSCAR E RAM...
316	\$725,000	2/2	\$562.5	1289	May 2023	THOMAS ROB...
317	\$635,000	2/2	\$501.2	1267	Dec 2022	ABDULKADIR...
317	\$4,000/mth	2/2	\$3.2	1267	Mar 2023	ABDULKADIR...
408	\$5,950/mth	2/2	\$4.2	1402	Nov 2022	ALESSANDRA...
414	\$3,650/mth	1/2	\$3.7	987	Jan 2023	ALBERTO PAR...
501	\$619,000	2/2	\$488.6	1267	Dec 2022	MOHAN A DO...
502	\$4,200/mth	2/2	\$3.3	1289	Dec 2022	ERROL S MILA...
502	\$649,000	1/1	\$707.7	917	Feb 2023	EQUITY TRUS...
502	\$4,000/mth	2/2	\$3.9	1016	May 2023	N/A
502	\$3,800/mth	2/2	\$3.7	1016	May 2023	N/A
504	\$3,000/mth	1/2	\$4.2	719	Nov 2022	N/A
506	\$4,200/mth	1/2	\$4.0	1056	Nov 2022	JORGE VOGT

Currently Listed

ACTIVE LISTINGS 2/8

Unit	Price	Beds/Baths	\$/Sqft	Sqft	Listing Date	Owner
506	\$3,700/mth	1/2	\$3.5	1056	Apr 2023	JORGE VOGT
512	\$3,300/mth	1/2	\$3.1	1058	Feb 2023	NICOLINA MA...
516	\$4,300/mth	2/2	\$3.3	1289	May 2023	OSCAR RIVER...
602	\$499,000	1/1	\$544.2	917	Nov 2022	
603	\$3,000/mth	0/1	\$5.4	551	Apr 2023	CARLOS ROSSO
604	\$3,100/mth	1/2	\$4.3	719	May 2023	MYBRICKELL...
605	\$2,900/mth	1/1	\$3.8	757	Dec 2022	BEATRIZ EUG...
607	\$4,000/mth	2/2	\$3.7	1086	Nov 2022	DESERT INTE...
704	\$3,200/mth	1/2	\$4.5	718	Apr 2023	N/A
707	\$3,100/mth	1/1	\$4.1	757	Nov 2022	JOSE A MEND...
708	\$744,000	2/2	\$530.7	1402	Aug 2022	ROHIT J SHA...
708	\$4,200/mth	2/2	\$5.0	842	May 2023	N/A
712	\$458,000	1/2	\$432.9	1058	Aug 2022	DANIELA ALV...
801	\$5,000/mth	2/2	\$4.5	1117	May 2023	JORDAN LED...
802	\$4,200/mth	2/2	\$3.3	1289	May 2023	RAFAEL A VIV...
805	\$3,000/mth	1/2	\$3.1	981	Dec 2022	MARINA DA S...
805	\$3,100/mth	1/2	\$3.2	981	May 2023	MARINA DA S...
807	\$710,000	2/2	\$470.2	1510	May 2023	FRANCISCO...
909	\$5,000/mth	2/2	\$3.3	1510	Feb 2023	CLAUDIA CAP...
914	\$3,000/mth	1/2	\$3.0	987	May 2023	RODRIGO G R...

Currently Listed

ACTIVE LISTINGS 3/8

Unit	Price	Beds/Baths	\$/Sqft	Sqft	Listing Date	Owner
1003	\$480,000	1/1	\$619.4	775	Mar 2023	KEITH DUFF
1004	\$2,900/mth	1/2	\$4.0	719	Mar 2023	N/A
1008	\$4,400/mth	2/2	\$3.1	1402	Nov 2022	GADIR II REAL...
1008	\$3,500/mth	2/2	\$4.2	842	May 2023	VALMAS MA...
1010	\$4,500/mth	2/2	\$3.1	1441	Dec 2022	
1014	\$4,200/mth	1/2	\$4.0	1058	Nov 2022	DEAN T OLA...
1109	\$4,500/mth	2/2	\$3.0	1510	May 2023	ANTONIA FER...
1111	\$3,900/mth	1/2	\$4.0	981	Apr 2023	LYLE O REITZEL
1111	\$625,000	1/2	\$637.1	981	May 2023	LYLE O REITZEL
1116	\$4,300/mth	2/2	\$3.3	1289	Dec 2022	CHRISTOPHE...
1201	\$4,900/mth	2/2	\$3.9	1267	Jan 2023	CARLA & MIC...
1203	\$3,400/mth	1/1	\$4.4	775	May 2023	MONICA RIN...
1208	\$4,000/mth	2/2	\$3.8	1051	Nov 2022	NILS SILVA
1208	\$2,450/mth	1/1	\$3.5	705	Mar 2023	CHARRO GR...
1212	\$435,000	1/2	\$411.2	1058	Nov 2022	N/A
1217	\$670,000	2/2	\$528.8	1267	Mar 2023	ENRIQUE MA...
1305	\$3,000/mth	1/2	\$3.1	981	May 2023	FRANCO PRO...
1312	\$480,000	1/2	\$453.7	1058	Nov 2022	RAAFAT IBRA...
1403	\$365,000	0/1	\$662.4	551	Aug 2022	N/A
1406	\$500,000	1/2	\$554.3	902	Nov 2022	ESTER FRIED

Currently Listed

ACTIVE LISTINGS 4/8

Unit	Price	Beds/Baths	\$/Sqft	Sqft	Listing Date	Owner
1501	\$649,999	2/2	\$581.9	1117	Aug 2022	GERALDO SA...
1503	\$2,450/mth	0/1	\$4.1	600	May 2023	N/A
1507	\$5,000/mth	2/2	\$3.3	1510	Dec 2022	STEPHAN P W...
1508	\$739,000	2/2	\$527.1	1402	May 2023	JELUI AWADA
1511	\$3,950/mth	2/2	\$3.5	1117	May 2023	JOSE AUGUST...
1601	\$695,000	2/2	\$622.8	1116	Mar 2023	N/A
1605	\$3,100/mth	1/1	\$4.1	757	Nov 2022	DIANA VISSER
1606	\$3,250/mth	1/2	\$3.8	852	Dec 2022	N/A
1606	\$3,299/mth	1/2	\$3.9	852	May 2023	N/A
1608	\$4,500/mth	2/2	\$3.2	1402	May 2023	VERONICA R...
1609	\$3,000/mth	1/1	\$3.9	775	Mar 2023	CASTRO A BE...
1702	\$4,600/mth	2/2	\$4.5	1016	Jan 2023	N/A
1702	\$4,200/mth	2/2	\$4.1	1016	Apr 2023	N/A
1707	\$3,900/mth	2/2	\$3.6	1086	May 2023	N/A
1708	\$3,950/mth	2/2	\$3.8	1051	Nov 2022	JOSE M INFA...
1709	\$3,250/mth	1/1	\$4.2	775	Apr 2023	CRAIG ALAN L...
1714	\$3,100/mth	1/2	\$3.1	987	Dec 2022	FABIANA PAU...
1801	\$3,900/mth	2/2	\$3.5	1117	Mar 2023	N/A
1801	\$6,000/mth	2/2	\$4.7	1267	Jan 2023	
1804	\$3,100/mth	1/2	\$3.1	987	Jan 2023	ADRIANA GR...

Currently Listed

ACTIVE LISTINGS 5/8

Unit	Price	Beds/Baths	\$/Sqft	Sqft	Listing Date	Owner
1804	\$3,150/mth	1/2	\$4.4	719	Nov 2022	N/A
1805	\$3,000/mth	1/1	\$4.0	757	May 2023	MOHSEN TOL...
1808	\$630,000	2/2	\$599.4	1051	Feb 2023	CORP. BOR N...
1812	\$3,800/mth	1/2	\$3.6	1058	Feb 2023	SANTIAGO FO...
1901	\$3,800/mth	2/2	\$3.4	1117	Feb 2023	PAULO GARCI...
1901	\$825,000	2/2	\$651.1	1267	Apr 2023	ABDEL AHMED
1901	\$3,995/mth	2/2	\$3.3	1220	May 2023	N/A
1901	\$5,500/mth	2/2	\$4.3	1267	May 2023	ABDEL AHMED
1902	\$6,300/mth	2/2	\$5.7	1110	Aug 2022	N/A
1902	\$5,200/mth	2/2	\$5.1	1016	May 2023	N/A
1917	\$4,200/mth	2/2	\$3.3	1267	Feb 2023	ADRIANA GA...
2004	\$3,990/mth	2/2	\$3.8	1051	Mar 2023	ROSE MARY P...
2008	\$895,000	2/2	\$638.4	1402	May 2023	DAVID ANTH...
2009	\$4,440/mth	2/2	\$2.9	1510	May 2023	GABRIEL A AR...
2104	\$2,950/mth	1/2	\$4.1	719	May 2023	N/A
2114	\$470,000	1/2	\$476.2	987	Nov 2022	OIKOS USA LL...
2117	\$4,200/mth	2/2	\$3.3	1267	May 2023	NEIL SPIVACK
2203	\$450,000	1/1	\$580.6	775	Aug 2022	FRANCISCO E...
2203	\$3,000/mth	1/1	\$3.9	775	Apr 2023	FRANCISCO E...
2204	\$3,150/mth	1/2	\$4.0	790	Mar 2023	N/A

Currently Listed

ACTIVE LISTINGS 6/8

Unit	Price	Beds/Baths	\$/Sqft	Sqft	Listing Date	Owner
2205	\$3,050/mth	1/1	\$4.0	757	May 2023	GLORIA INES...
2206	\$2,950/mth	1/2	\$4.2	710	Feb 2023	
2211	\$490,000	1/2	\$499.5	981	Aug 2022	OIKOS USA LL...
2301	\$5,000/mth	2/2	\$4.5	1116	Nov 2022	N/A
2302	\$5,900/mth	2/2	\$4.6	1289	Nov 2022	HUMBERTO G...
2306	\$430,000	1/3	\$605.6	710	Nov 2022	N/A
2306	\$2,600/mth	1/2	\$3.7	710	Jan 2023	N/A
2306	\$435,000	1/3	\$612.7	710	May 2023	N/A
2308	\$7,000/mth	2/2	\$5.0	1402	Nov 2022	
2312	\$3,200/mth	1/2	\$3.0	1058	May 2023	RICHARDE D...
2312	\$515,000	1/2	\$486.8	1058	May 2023	RICHARDE D...
2315	\$3,400/mth	1/2	\$3.6	952	Nov 2022	PAMELA ANEZ
2315	\$3,150/mth	1/2	\$3.3	952	Dec 2022	PAMELA ANEZ
2315	\$4,000/mth	1/2	\$4.2	952	May 2023	PAMELA ANEZ
2402	\$650,000	2/2	\$585.6	1110	May 2023	PUSHKAR SH...
2405	\$3,500/mth	1/2	\$3.6	981	May 2023	DUSAN DARY...
2505	\$2,550/mth	0/1	\$4.7	545	Mar 2023	N/A
2506	\$3,500/mth	1/2	\$4.9	710	May 2023	N/A
2604	\$3,150/mth	1/2	\$3.7	852	Nov 2022	N/A
2606	\$3,100/mth	1/2	\$4.4	710	Dec 2022	FRANCISCO...

Currently Listed

ACTIVE LISTINGS 7/8

Unit	Price	Beds/Baths	\$/Sqft	Sqft	Listing Date	Owner
2606	\$3,500/mth	1/2	\$4.9	710	Mar 2023	FRANCISCO...
2607	\$4,500/mth	2/2	\$4.1	1086	Feb 2023	N/A
2609	\$500,000	1/1	\$645.2	775	Mar 2023	LUIS A ALIBRA...
2711	\$3,500/mth	2/2	\$3.1	1117	May 2023	BOR 2711 HO...
2805	\$3,500/mth	1/1	\$4.6	757	Jan 2023	FELIX MENDE...
2808	\$630,000	2/2	\$599.4	1051	Nov 2022	CLAUDIO M A...
2908	\$4,100/mth	2/2	\$3.9	1051	Nov 2022	LUCAS VON F...
2908	\$3,900/mth	2/2	\$3.7	1051	Mar 2023	LUCAS VON F...
2911	\$5,000/mth	2/2	\$4.5	1117	May 2023	MANFRED SC...
3003	\$480,000	1/1	\$619.4	775	Jan 2023	PETER JOHN...
3414	\$3,750/mth	2/2	\$3.5	1058	May 2023	STEPHEN CHU
3419	\$4,500/mth	2/2	\$3.9	1157	May 2023	CARLOS ALFO...
3618	\$5,960/mth	3/3	\$4.2	1419	Aug 2022	LUKE REEVE T...
3621	\$849,000	3/3	\$561.1	1513	Apr 2023	KARINE JAAR
3821	\$5,150/mth	3/3	\$3.4	1513	Dec 2022	LILIANA RIOS
3912	\$865,000	3/3	\$609.6	1419	Nov 2022	NEPTUNO CO...
3916	\$725,000	2/3	\$543.1	1335	May 2023	ANDRE LOPE...
3921	\$7,250/mth	3/3	\$4.8	1513	Nov 2022	BRUNO MERC...
3921	\$6,750/mth	3/3	\$4.5	1513	Nov 2022	BRUNO MERC...
3921	\$6,250/mth	3/3	\$4.1	1513	Nov 2022	BRUNO MERC...

Currently Listed

ACTIVE LISTINGS 8/8

Unit	Price	Beds/Baths	\$/Sqft	Sqft	Listing Date	Owner
3921	\$849,000	3/3	\$561.1	1513	Nov 2022	BRUNO MERC...
3921	\$5,500/mth	3/3	\$3.6	1513	Dec 2022	BRUNO MERC...
3921	\$6,400/mth	3/3	\$4.2	1513	May 2023	BRUNO MERC...
4116	\$3,950/mth	2/3	\$3.0	1335	Apr 2023	YUQI LUO
4116	\$718,888	2/3	\$538.5	1335	May 2023	YUQI LUO
4118	\$845,000	3/3	\$595.5	1419	Feb 2023	GRETCHEN J...
4221	\$950,000	3/3	\$627.9	1513	Nov 2022	LEONOR ORT...